

Model Name:

Elite Monitored PDU

Elite Monitored PDU provides user to monitor the total power usage information of PDU from the remote end through the Internet to fully understand the power consumption of all the devices. Set up overload event alerts and notify managers via Email and TRAP, allowing managers to respond to crises in the shortest possible time to minimize disasters.

The PDU has environmental sensor ports that track climate information: temperature and humidity environment variables. The data is available from any web browser and is SNMP-compliant for easy tracking of critical data without the use of any external software.

Provide central management software, which can manage a large number of PDUs' power, temperature and humidity information. The database stores the power consumption information of the power strip and provides the history curve chart for the manager's reference.

Features:

System Function:

- **Embedded system:**
Support 10/100M Ethernet interface, provides webpage and SNMP remote management.
 - **Local display information:**
Seven-segments can display current, IP address and temperature and humidity values.
 - **Multiple protocols:**
Support ICMP, ARP, IP, TCP, UDP, DHCP, HTTP, HTTPS, FTP, NTP, SNMP v1/2/3, TLS1.3, IPv4 and IPv6, Telnet, SSHv2
 - **Management Account Certification:**
Radius certification support.
 - **Multi-account management:**
Multi-group account management system. And provide three-tier permission management.
 - **IP filtering:**
Support IP filtering, improve network security mechanisms.
 - **Power record:**
Store up to 100000 power and event data.
 - **Remote firmware upgrade:**
Provides remote firmware upgrade mechanism.
 - **System operation message:**
Send the normal operation of the message automatically by trap.
 - **Hardware key definition:**
User-definable button function.
 - **Temperature unit conversion:**
Temperature units can choose Celsius or Fahrenheit
 - **System configuration restore:**
Support the output of the system settings, to easily deploy a large amount of the same model of PDU.
 - **Multilingual Support:**
Support Chinese, English, French, German, Spanish, Russian, Czech, Arabian, Persian.
-

Power Management:



REMOTE MONITOR

Remote Monitor

Remote monitoring PDU status by web and SNMP



KWH MEASUREMENT

kWh Measurement

Voltage, frequency, power factor, active power, apparent power and kWh measurement.



CURRENT MEASUREMENT

Current Measurement

Measure PDU total current consumption.



MAIL NOTIFICATION

Mail Notification

Notify specified user by mail and SNMP when outlet action or current over threshold.



THRESHOLD SENSING

Threshold Sensing

User-definable warning and overload threshold value as the basis for alarm.



EVENT ALERT

Event Alert

When current exceeds the preset threshold, PDU will beep and LED will flash.



OVERLOAD PROTECTION

Overload Protection

When overload, circuit breaker will automatically trip to protect the safety of electricity.



CENTRAL MANAGEMENT

Central Management

Free centralized monitoring software, real-time monitoring of a large number of PDU, provide data records and history chart.



ENVIRONMENT DETECTION

Environment Detection

Optional accessory probe to detect temperature and humidity.



Breaker Detection

Circuit Breaker Detection

PDU can detect whether breaker is tripped due to the power event. Display and notify the manager of breaker status accordingly

Model Number:

WMC-2011B-16N1



Plug







Specification

Output		Input	
Voltage	100-127 VAC	Voltage	100-127 VAC
Max. Current	20 A	Frequency	50/60Hz, full range
Outlet	(16) 5-15/20R	Max. Capacity	2540 VA
Circuit Ind.	(1) Red LED	Connection	5-20P, Detachable Power cord
Overload Protection	(1) 20A UL1077 breaker		
Measurement		Other	
Current	+/- 1%+/-0.1A @0.2A ~ 32 A	ENET Connection	(1) RJ45
Voltage	+/- 1% +/- 1V @80V~250V	ENV Connection	(1) RJ11
Active Power	+/- 1% +/- 5W @50W~8000W	Function Selection	(1) Button
Apparent Power	+/- 1% @50VA~8000VA	DHCP Ind.	(1) Green LED
Frequency	+/- 1% @50~65Hz	SSL Ind.	(1) Blue LED
Power Factor	+/- 1% @0.1~1.0	Info. Display	4 digits of 7 Segments
kWh	.001kWh~99999.999kWh, (+/- 1% @50W~8000W) kh=1.0		
Dimension/Weight		Operation	
Net Size	1245 x 56 x 80 mm	Operation Temp.	0 ~ 50°C
Net Weight	3.8 kg	Operation Humid.	0% ~ 90% RH
Package Size	1360 x 220 x 110 mm	Storage Temp.	-20°C ~ 65°C
Package Weight	4.8 kg	Storage Humid.	0% ~ 90% RH
Approval			
Certification	FCC		
Warranty	2 years		

Package

Optional Accessory

No.	Description	Model Number	Model Name
1	PDU 1 set	CPM-ENV-2	Temp./Humidity probe
2	Rack mount accessories 2 sets 		
3	C19 to 5-20P, power cord 3m 		
4	Software, manual, MIB by link below 		

Line Drawing

